

40				1	EUR	
Nr.	Date of the deposition	No. 0415.928.179	PP.	E.	D.	C 1.1

### ANNUAL ACCOUNTS IN EURO (2 decimals)

NAME: KINEPOLIS GROUP

Legal form: PLC

Address: Eeuwfeestlaan

Nr.: 20

Postal Code: 1020

City: Brussel 2

Country: Belgium

Register of Legal Persons (RLP) - Office of the commercial court at: Bruxelles

Internet address \*:

Company number:

0415.928.179

DATE **5/11/2012** of the deposition of the partnership deed OR of the most recent document mentioning the date of publication of the partnership deed and the act changing the articles of association.

ANNUAL ACCOUNTS approved by the General Meeting of

**17/05/2013**

concerning the financial year covering the period from

**1/01/2012**

till

**31/12/2012**

Previous period from

**1/01/2011**

till

**31/12/2011**

The amounts of the previous financial year are / ~~are not~~ \*\* identical to those which have been previously published.

COMPLETE LIST WITH name, first name, profession, residence-address (address, number, postal code, municipality) and position with the enterprise, OF DIRECTORS, MANAGERS AND AUDITORS

**Bert Joost**

Wikingerhof 11, 8500 Kortrijk, Belgium

Title : Delegated director

Mandate : 16/05/2008- 20/05/2016

**Duquenne Eddy**

Kapellenstraat 94, 9280 Lebbeke, Belgium

Title : Delegated director

Mandate : 16/05/2008- 20/05/2016

**Ghekiere Philip**

Latemstraat 153, 9830 Sint-Martens-Latem, Belgium

Title : Director

Mandate : 16/05/2008- 20/05/2016

**Van Heddeghem Marc**

Bellaerstraat 53, 9340 Lede, Belgium

Title : Director

Mandate : 20/05/2011- 16/05/2014

Enclosed to these annual accounts:

Total number of pages deposited: **44**  
of service: 5.1, 5.2.3, 5.2.4, 5.3.1, 5.3.6, 5.4.2, 5.5.2, 8, 9

Number of the pages of the standard form not deposited for not being

Signature  
(name and position)

**BERT JOOST**

Gedelegeerd Bestuurder

Signature  
(name and position)

**DUQUENNE EDDY**

Gedelegeerd Bestuurder

\* Optional statement.

\*\* Delete where appropriate.

LIST OF DIRECTORS, MANAGERS AND AUDITORS (continuation of the previous page)

**Management Center Molenberg PLLC 0458.492.868**

Molenberg 44, 1790 Affligem, Belgium

Title : Director

Mandate : 20/05/2011- 16/05/2014

Represented by:

Vanderstappen Geert

Molenberg 44 , 1790 Affligem, Belgium

**Debruyne Marion PLLC 0808.178.264**

Iepersestraat 407, 8800 Roeselare, Belgium

Title : Director

Mandate : 15/05/2009- 15/05/2015

Represented by:

Debruyne Marion

Iepersestraat 407 , 8800 Roeselare, Belgium

**Comm. V. Gobes 0807.795.412**

Minister Liebaertlaan 53D, box B34, 8500 Kortrijk, Belgium

Title : Director

Mandate : 15/05/2009- 15/05/2015

Represented by:

Decaluwé Rafaël

Minister Liebaertlaan 53D , box B34, 8500 Kortrijk, Belgium

**Klynveld Peat Marwick Goerdeler Bedrijfsrevisoren CALL 0419.122.548**

Prins Boudewijnlaan 24D, 2550 Kontich, Belgium

Title : Auditor, Number of membership : A01911

Mandate : 21/05/2010- 17/05/2013

Represented by:

Brabants Sophie

Prins Boudewijnlaan 24D , 2550 Kontich, Belgium

Number of membership : A01911



## BALANCE SHEET

	Notes	Codes	Period	Previous period
<b>ASSETS</b>				
<b>FIXED ASSETS</b>		20/28	237.114.761,93	154.978.190,62
Formation expenses	5.1	20		
Intangible fixed assets	5.2	21	1.532.829,86	1.726.057,94
Tangible fixed assets	5.3	22/27	10.188.920,86	11.015.367,47
Land and buildings		22		
Plant, machinery and equipment		23	483.603,05	667.565,40
Furniture and vehicles		24	34.417,44	45.416,49
Leasing and other similar rights		25	9.598.269,28	10.207.165,13
Other tangible fixed assets		26	72.631,09	95.220,45
Assets under construction and advance payments		27		
	5.4/			
Financial fixed assets	5.5.1	28	225.393.011,21	142.236.765,21
Affiliated enterprises	5.14	280/1	225.364.885,97	142.208.639,97
Participating interests		280	225.364.885,97	142.208.639,97
Amounts receivable		281		
Other enterprises linked by participating interests	5.14	282/3		
Participating interests		282		
Amounts receivable		283		
Other financial assets		284/8	28.125,24	28.125,24
Shares		284	2.025,24	2.025,24
Amounts receivable and cash guarantees		285/8	26.100,00	26.100,00
<b>CURRENT ASSETS</b>		29/58	20.363.132,20	15.590.142,11
Amounts receivable after more than one year		29		
Trade debtors		290		
Other amounts receivable		291		
Stocks and contracts in progress		3		
Stocks		30/36		
Raw materials and consumables		30/31		
Work in progress		32		
Finished goods		33		
Goods purchased for resale		34		
Immovable property intended for sale		35		
Advance payments		36		
Contracts in progress		37		
	5.5.1/			
Amounts receivable within one year	5.6	40/41	12.153.708,11	7.051.746,56
Trade debtors		40	11.539.003,57	6.749.204,06
Other amounts receivable		41	614.704,54	302.542,50
Current investments		50/53	7.675.852,08	8.288.419,85
Own shares		50	7.675.852,08	8.288.419,85
Other investments and deposits		51/53		
Cash at bank and in hand		54/58	161.797,31	175.012,79
Deferred charges and accrued income	5.6	490/1	371.774,70	74.962,91
<b>TOTAL ASSETS</b>		20/58	257.477.894,13	170.568.332,73

**DECLARATION ABOUT SUPPLEMENTARY AUDITING OR ADJUSTMENT MISSION**

The managing board declares that the assignment neither regarding auditing nor adjusting has been given to a person who was not authorised by law pursuant to art. 34 and 37 of the Law of 22nd April 1999 concerning the auditing and tax professions.

The annual accounts have/ have not \* been audited or adjusted by an external accountant or auditor who is not a statutory auditor.

If YES, mention here after: name, first names, profession, residence-address of each external accountant or auditor, the number of membership with the professional Institute ad hoc and the nature of this engagement:

- A. Bookkeeping of the undertaking\*\*,
- B. Preparing the annual accounts\*\*,
- C. Auditing the annual accounts and/or
- D. Adjusting the annual accounts.

If the assignment mentioned either under A or B is performed by authorised accountants or authorised accountants-tax consultants, information will be given on: name, first names, profession and residence-address of each authorised accountant or accountant-tax consultant, his number of membership with the Professional Institute of Accountants and Tax consultants and the nature of this engagement.

Name, first name, profession, residence-address	Number of membership	Nature of the engagement (A, B, C and/or D)

\* Delete where appropriate.

\*\* Optional disclosure.

EQUITY AND LIABILITIES		Notes	Codes	Period	Previous period
<b>EQUITY</b>			10/15	64.666.209,84	50.560.276,81
<b>Capital</b>	5.7		10	18.952.288,40	18.952.288,40
Issued capital			100	18.952.288,40	18.952.288,40
Uncalled capital			101		
<b>Share premium account</b>			11	1.153.867,50	1.153.867,50
<b>Revaluation surpluses</b>			12		
<b>Reserves</b>			13	16.621.236,51	17.233.804,28
Legal reserve			130	4.896.255,71	4.896.255,71
Reserves not available			131	7.675.852,08	8.288.419,85
In respect of own shares held			1310	7.675.852,08	8.288.419,85
Other			1311		
Untaxed reserves			132		
Available reserves			133	4.049.128,72	4.049.128,72
<b>Accumulated profits (losses) .....</b>			14	27.938.817,43	13.220.316,63
<b>Investment grants</b>			15		
<b>Advance to associates on the sharing out of the assets</b>			19		
<b>PROVISIONS AND DEFERRED TAXES</b>			16	479.800,59	842.405,01
<b>Provisions for liabilities and charges</b>			160/5	479.800,59	842.405,01
Pensions and similar obligations			160	17.400,00	
Taxation			161		
Major repairs and maintenance			162		
Other liabilities and charges	5.8		163/5	462.400,59	842.405,01
<b>Deferred taxes</b>			168		
<b>AMOUNTS PAYABLE</b>			17/49	192.331.883,70	119.165.650,91
<b>Amounts payable after more than one year</b>	5.9		17	123.589.014,89	43.479.312,79
Financial debts			170/4	123.589.014,89	43.479.312,79
Subordinated loans			170		
Unsubordinated debentures			171	75.000.000,00	
Leasing and other similar obligations			172	7.664.703,79	8.501.741,40
Credit institutions			173		30.000.000,00
Other loans			174	40.924.311,10	4.977.571,39
Trade debts			175		
Suppliers			1750		
Bills of exchange payable			1751		
Advances received on contracts in progress			176		
Other amounts payable			178/9		
<b>Amounts payable within one year</b>			42/48	63.162.155,60	73.444.813,73
Current portion of amounts payable after more than one year falling due within one year	5.9		42	37.689.117,30	55.894.077,77
Financial debts			43	32.338,57	118.930,80
Credit institutions			430/8	32.338,57	118.930,80
Other loans			439		
Trade debts			44	6.554.105,26	4.829.486,34
Suppliers			440/4	6.554.105,26	4.829.486,34
Bills of exchange payable			441		
Advances received on contracts in progress			46		
Taxes, remuneration and social security	5.9		45	5.764.383,41	1.885.533,58
Taxes			450/3	3.923.428,66	71.605,13
Remuneration and social security			454/9	1.840.954,75	1.813.928,45
Other amounts payable			47/48	13.122.211,06	10.716.785,24
<b>Accrued charges and deferred income</b>	5.9		492/3	5.580.713,21	2.241.524,39
<b>TOTAL LIABILITIES</b>			10/49	257.477.894,13	170.568.332,73

## INCOME STATEMENT

	Notes	Codes	Period	Previous period
<b>Operating Income</b> .....	5.10	70/74	68.063.845,52	32.483.739,43
Turnover .....		70	64.474.045,19	28.672.407,15
Increase (decrease) in stocks of finished goods, work and contracts in progress .....(+)/(-)		71		
Own construction capitalised .....		72		
Other operating income .....		74	3.589.800,33	3.811.332,28
<b>Operating charges</b> .....		60/64	31.067.599,69	26.141.306,56
Raw materials, consumables .....		60	3.112.577,35	398.440,81
Purchases .....		600/8	3.112.577,35	398.440,81
Decrease (increase) in stocks .....(+)/(-)		609		
Services and other goods .....		61	18.072.267,90	16.536.564,96
Remuneration, social security costs and pensions ....(+)/(-)	5.10	62	6.667.879,47	6.406.889,45
Depreciation of and amounts written off formation expenses, intangible and tangible fixed assets .....		630	2.982.873,66	2.510.950,93
Amounts written down stocks, contracts in progress and trade debtors - Appropriations (write-backs) .....(+)/(-)	5.10	631/4	21.879,12	-2.888.687,06
Provisions for risks and charges - Appropriations (uses and write-backs) .....(+)/(-)	5.10	635/7	137.395,58	-19.595,00
Other operating charges .....	5.10	640/8	72.726,61	3.196.742,47
Operation charges carried to assets as restructuring costs ..... (-)		649		
<b>Operating profit (loss)</b> .....(+)/(-)		9901	36.996.245,83	6.342.432,87
<b>Financial income</b> .....		75	49.334.028,77	5.823.609,76
Income from financial fixed assets .....		750	48.302.203,73	4.611.872,86
Income from current assets .....		751	1.015.304,08	1.185.926,32
Other financial income .....	5.11	752/9	16.520,96	25.810,58
<b>Financial charges</b> .....	5.11	65	6.577.316,68	3.095.163,40
Debt charges .....		650	6.409.084,90	2.857.991,82
Amounts written down on current assets except stocks, contracts in progress and trade debtors .....(+)/(-)		651		
Other financial charges .....		652/9	168.231,78	237.171,58
<b>Gain (loss) on ordinary activities before taxes</b> ..... (+)/(-)		9902	79.752.957,92	9.070.879,23

	Codes	Period	Previous period
<b>Extraordinary Income</b> .....	76		
Write-back of depreciation and of amounts written down intangible and tangible fixed assets .....	760		
Write-back of amounts written down financial fixed assets ..	761		
Write-back of provisions for extraordinary liabilities and charges .....	762		
Gains on disposal of fixed assets .....	763		
Other extraordinary income .....	764/9		
<b>Extraordinary charges</b> .....	66	-500.000,00	518.833,33
Extraordinary depreciation of and extraordinary amounts written off formation expenses, intangible and tangible fixed assets .....	660		
Amounts written down financial fixed assets .....	661		
Provisions for extraordinary liabilities and charges - Appropriations (uses) .....	662	-500.000,00	500.000,00
Loss on disposal of fixed assets .....	663		18.833,33
Other extraordinary charges .....	5.11 664/8		
Extraordinary charges carried to assets as restructuring costs .....	669		
<b>Profit (loss) for the period before taxes</b> .....	9903	80.252.957,92	8.552.045,90
<b>Transfer from postponed taxes</b> .....	780		
<b>Transfer to postponed taxes</b> .....	680		
<b>Income taxes</b> .....	5.12 67/77	4.572.905,74	
Income taxes .....	670/3	4.572.905,74	
Adjustment of income taxes and write-back of tax provisions .....	77		
<b>Profit (loss) for the period</b> .....	9904	75.680.052,18	8.552.045,90
<b>Transfer from untaxed reserves</b> .....	789		
<b>Transfer to untaxed reserves</b> .....	689		
<b>Profit (loss) for the period available for appropriation</b> .....	9905	75.680.052,18	8.552.045,90

## APPROPRIATION ACCOUNT

	Codes	Period	Previous period
Profit (loss) to be appropriated .....(+)/(-)	9906	88.900.368,81	45.441.492,09
Gain (loss) to be appropriated .....(+)/(-)	(9905)	75.680.052,18	8.552.045,90
Profit (loss) to be carried forward .....(+)/(-)	14P	13.220.316,63	36.889.446,19
Transfers from capital and reserves .....	791/2		
from capital and share premium account .....	791		
from reserves .....	792		
Transfers to capital and reserves .....	691/2	47.876.241,10	21.645.079,41
to capital and share premium account .....	691		
to the legal reserve .....	6920		
to other reserves .....	6921	47.876.241,10	21.645.079,41
Profit (loss) to be carried forward .....(+)/(-)	(14)	27.938.817,43	13.220.316,63
Owner's contribution in respect of losses .....	794		
Profit to be distributed .....	694/6	13.085.310,28	10.576.096,05
Dividends .....	694	13.085.310,28	10.576.096,05
Director's or manager's entitlements .....	695		
Other beneficiaries .....	696		





## STATEMENT OF INTANGIBLE FIXED ASSETS

## RESEARCH AND DEVELOPMENT COSTS

Acquisition value at the end of the period .....

Codes	Period	Previous period
8051P	xxxxxxxxxxxxxx	874.962,94
Movements during the period		
Acquisitions, including produced fixed assets .....	8021	
Sales and disposals .....	8031	
Transfers from one heading to another ..... (+)/(-)	8041	
Acquisition value at the end of the period .....	8051	874.962,94
Depreciation and amounts written down at the end of the period .....	8121P	339.320,23
Movements during the period		
Recorded .....	8071	133.723,65
Written back .....	8081	
Acquisitions from third parties .....	8091	
Cancelled owing to sales and disposals .....	8101	
Transfers from one heading to another ..... (+)/(-)	8111	
Depreciation and amounts written down at the end of the period .....	8121	473.043,88
NET BOOK VALUE AT THE END OF THE PERIOD .....	210	<u>401.919,06</u>



**CONCESSIONS, PATENTS, LICENCES, KNOWHOW, BRANDS  
AND SIMILAR RIGHTS**

Acquisition value at the end of the period .....

Codes	Period	Previous period
8052P	xxxxxxxxxxxxxx	3.492.594,40
<b>Movements during the period</b>		
Acquisitions, including produced fixed assets .....	8022 407.374,50	
Sales and disposals .....	8032	
Transfers from one heading to another ..... (+)/(-)	8042	
Acquisition value at the end of the period .....	8052 3.899.968,90	
Depreciation and amounts written down at the end of the period .....	8122P xxxxxxxxxxxxxxxx	2.302.179,17
<b>Movements during the period</b>		
Recorded .....	8072 466.878,93	
Written back .....	8082	
Acquisitions from third parties .....	8092	
Cancelled owing to sales and disposals .....	8102	
Transfers from one heading to another ..... (+)/(-)	8112	
Depreciation and amounts written down at the end of the period .....	8122 2.769.058,10	
<b>NET BOOK VALUE AT THE END OF THE PERIOD .....</b>	<b>211 1.130.910,80</b>	

**PLANT, MACHINERY AND EQUIPMENT**

Acquisition value at the end of the period .....

Codes	Period	Previous period
8192P	xxxxxxxxxxxxxx	2.409.876,52
<b>Movements during the period</b>		
8162	135.188,91	
8172		
8182		
8192	2.545.065,43	
8252P	xxxxxxxxxxxxxx	
<b>Movements during the period</b>		
8212		
8222		
8232		
8242		
8252		
8322P	xxxxxxxxxxxxxx	1.742.311,12
<b>Movements during the period</b>		
8272	319.151,26	
8282		
8292		
8302		
8312		
8322	2.061.462,38	
(23)	483.603,05	

Movements during the period

Acquisitions, including produced fixed assets .....

Sales and disposals .....

Transfers from one heading to another ..... (+)/(-)

Acquisition value at the end of the period .....

Revaluation surpluses at the end of the period .....

Movements during the period

Recorded .....

Acquisitions from third parties .....

Cancelled .....

Transfers from one heading to another ..... (+)/(-)

Revaluation surpluses at the end of the period .....

Depreciation and amounts written down at the end of the period .....

Movements during the period

Recorded .....

Written back .....


Acquisitions from third parties .....

Cancelled owing to sales and disposals .....

Transfers from one heading to another ..... (+)/(-)

Depreciation and amounts written down at the end of the period .....

NET BOOK VALUE AT THE END OF THE PERIOD .....



**FURNITURE AND VEHICLES**

Acquisition value at the end of the period .....

Codes	Period	Previous period
8193P	xxxxxxxxxxxxxx	149.607,60

**Movements during the period**

Acquisitions, including produced fixed assets .....

8163 224,90

Sales and disposals .....

8173

Transfers from one heading to another ..... (+)/(-)

8183

Acquisition value at the end of the period .....

8193 149.832,50

Revaluation surpluses at the end of the period .....

8253P xxxxxxxxxxxxxx

**Movements during the period**

Recorded .....

8213

Acquisitions from third parties .....

8223

Cancelled .....

8233

Transfers from one heading to another ..... (+)/(-)

8243

Revaluation surpluses at the end of the period .....

8253

Depreciation and amounts written down at the end of the period .....

8323P xxxxxxxxxxxxxx 104.191,11

**Movements during the period**

Recorded .....

8273 11.223,95

Written back .....

8283

Acquisitions from third parties .....

8293

Cancelled owing to sales and disposals .....

8303

Transfers from one heading to another ..... (+)/(-)

8313

Depreciation and amounts written down at the end of the period .....

8323 115.415,06

NET BOOK VALUE AT THE END OF THE PERIOD .....

(24) 34.417,44

**LEASING AND SIMILAR RIGHTS**

Acquisition value at the end of the period .....

Codes	Period	Previous period
8194P	xxxxxxxxxxxxxx	12.108.388,14

**Movements during the period**

Acquisitions, including produced fixed assets .....

8164 1.420.410,66

Sales and disposals .....

8174

Transfers from one heading to another ..... (+)/(-)

8184

Acquisition value at the end of the period .....

8194 13.528.798,80

Revaluation surpluses at the end of the period .....

8254P xxxxxxxxxxxxxx

**Movements during the period**

Recorded .....

8214

Acquisitions from third parties .....

8224

Cancelled .....

8234

Transfers from one heading to another ..... (+)/(-)

8244

Revaluation surpluses at the end of the period .....

8254

Depreciation and amounts written down at the end of the period .....

8324P xxxxxxxxxxxxxx 1.901.223,01

**Movements during the period**

Recorded .....

8274 2.029.306,51

Written back .....

8284

Acquisitions from third parties .....

8294

Cancelled owing to sales and disposals .....

8304

Transfers from one heading to another ..... (+)/(-)

8314

Depreciation and amounts written down at the end of the period .....

8324 3.930.529,52

NET BOOK VALUE AT THE END OF THE PERIOD .....

(25) 9.598.269,28

**WHEREOF**

Land and buildings .....

250

Plant, machinery and equipment .....

251 9.598.269,28

Furniture and vehicles .....

252

**OTHER TANGIBLE FIXED ASSETS**

Acquisition value at the end of the period .....

Codes	Period	Previous period
8195P	xxxxxxxxxxxxxx	215.283,13

**Movements during the period**

Acquisitions, including produced fixed assets .....

Sales and disposals .....

Transfers from one heading to another ..... (+)/(-)

8165		
8175		
8185		
8195	215.283,13	

Acquisition value at the end of the period .....

Revaluation surpluses at the end of the period .....

8255P	xxxxxxxxxxxxxx	
-------	----------------	--

**Movements during the period**

Recorded .....

Acquisitions from third parties .....

Cancelled .....

Transfers from one heading to another ..... (+)/(-)

8215		
8225		
8235		
8245		

Revaluation surpluses at the end of the period .....

8255		
------	--	--

Depreciation and amounts written down at the end of the period .....

8325P	xxxxxxxxxxxxxx	120.062,68
-------	----------------	------------

**Movements during the period**

Recorded .....

Written back .....

Acquisitions from third parties .....

Cancelled owing to sales and disposals .....

Transfers from one heading to another ..... (+)/(-)

8275	22.589,36	
8285		
8295		
8305		
8315		

Depreciation and amounts written down at the end of the period .....

8325	142.652,04	
(26)	<u>72.631,09</u>	

NET BOOK VALUE AT THE END OF THE PERIOD .....

## STATEMENT OF FINANCIAL FIXED ASSETS

## AFFILIATED ENTERPRISES - PARTICIPATING INTERESTS AND SHARES

Acquisition value at the end of the period .....

## Movements during the period

Acquisitions, including produced fixed assets .....

Sales and disposals .....

Transfers from one heading to another ..... (+)/(-)

Acquisition value at the end of the period .....

Revaluation surpluses at the end of the period .....

## Movements during the period

Recorded .....

Acquisitions from third parties .....

Cancelled .....

Transfers from one heading to another ..... (+)/(-)

Revaluation surpluses at the end of the period .....

Amounts written down at the end of the period .....

## Movements during the period

Recorded .....

Written back .....

Acquisitions from third parties .....

Cancelled owing to sales and disposals .....

Transfers from one heading to another ..... (+)/(-)

Amounts written down at the end of the period .....

Uncalled amounts at the end of the period .....

Movements during the period ..... (+)/(-)

Uncalled amounts at the end of the period .....

NET BOOK VALUE AT THE END OF THE PERIOD .....

## AFFILIATED ENTERPRISES - AMOUNTS RECEIVABLE

NET BOOK VALUE AT THE END OF THE PERIOD .....

## Movements during the period

Additions .....

Repayments .....

Amounts written down .....

Amounts written back .....

Exchange differences ..... (+)/(-)

Other ..... (+)/(-)

NET BOOK VALUE AT THE END OF THE PERIOD .....

ACCUMULATED AMOUNTS WRITTEN OFF ON AMOUNTS  
RECEIVABLE AT THE END OF THE PERIOD .....

Codes	Period	Previous period
8391P	xxxxxxxxxxxxxx	175.678.742,17
8361	83.156.246,00	
8371		
8381		
8391	258.834.988,17	
8451P	xxxxxxxxxxxxxx	
8411		
8421		
8431		
8441		
8451		
8521P	xxxxxxxxxxxxxx	33.470.102,20
8471		
8481		
8491		
8501		
8511		
8521	33.470.102,20	
8551P	xxxxxxxxxxxxxx	
8541		
8551		
(280)	225.364.885,97	
281P	xxxxxxxxxxxxxx	
8581		
8591		
8601		
8611		
8621		
8631		
(281)		
8651		

**OTHER ENTERPRISES - PARTICIPATING INTERESTS AND SHARES**

Acquisition value at the end of the period .....

Codes	Period	Previous period
8393P	xxxxxxxxxxxxxx	49.125,00

**Movements during the period**

Acquisitions, including produced fixed assets .....

8363

Sales and disposals .....

8373

Transfers from one heading to another ..... (+)/(-)

8383

Acquisition value at the end of the period .....

8393

49.125,00

Revaluation surpluses at the end of the period .....

8453P

xxxxxxxxxxxxxx

**Movements during the period**

Recorded .....

8413

Acquisitions from third parties .....

8423

Cancelled .....

8433

Transfers from one heading to another ..... (+)/(-)

8443

Revaluation surpluses at the end of the period .....

8453

Amounts written down at the end of the period .....

8523P

xxxxxxxxxxxxxx

47.099,76

**Movements during the period**

Recorded .....

8473

Written back .....

8483

Acquisitions from third parties .....

8493

Cancelled owing to sales and disposals .....

8503

Transfers from one heading to another ..... (+)/(-)

8513

Amounts written down at the end of the period .....

8523

47.099,76

Uncalled amounts at the end of the period .....

8553P

xxxxxxxxxxxxxx

Movements during the period ..... (+)/(-)

8543

Uncalled amounts at the end of the period .....

8553

NET BOOK VALUE AT THE END OF THE PERIOD .....

(284)

2.025,24

**OTHER ENTERPRISES - AMOUNTS RECEIVABLE**

NET BOOK VALUE AT THE END OF THE PERIOD .....

285/8P

xxxxxxxxxxxxxx

26.100,00

**Movements during the period**

Additions .....

8583

Repayments .....

8593

Amounts written down .....

8603

Amounts written back .....

8613

Exchange differences ..... (+)/(-)

8623

Other ..... (+)/(-)

8633

NET BOOK VALUE AT THE END OF THE PERIOD .....

(285/8)

26.100,00

ACCUMULATED AMOUNTS WRITTEN OFF ON AMOUNTS  
RECEIVABLE AT THE END OF THE PERIOD .....

8653



**INFORMATION RELATING TO THE SHARE IN THE CAPITAL**  
**SHARE IN THE CAPITAL AND OTHER RIGHTS IN OTHER COMPANIES**

List of both enterprises in which the enterprise holds a participating interest (recorded in the heading 28 of assets)  
and other enterprises in which the enterprise holds rights (recorded in the headings 28 and 50/53 of assets)  
in the amount of at least 10% of the capital issued.

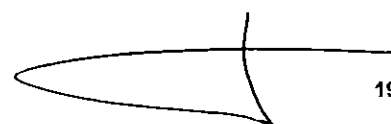
NAME, full address of the REGISTERED OFFICE and for the enterprise governed by Belgian law, the COMPANY NUMBER	Shares held by			Information from the most recent period for which annual accounts are available			
	directly		subsidiaries	Primary financial statement	Mone- tary unit	Capital and reserves	Net result
	Number	%				(+) or (-) <i>(in monetary units)</i>	
<b>DECATRON PLC</b> Kampioenschapslaan 1 1020 Brussel 2 Belgium 0424.519.114  Gewone aandelen	105380	99,96	0,04	31/12/2011	EUR	5.753.264	743.076
<b>KINEPOLIS MEGA PLC</b> Eeuwfeestlaan 20 1020 Brussel 2 Belgium 0430.277.746  gewone aandelen	20439	99,99	0,01	31/12/2011	EUR	10.137.747	6.385.797
<b>KINEPOLIS FILM DISTRIBUTION PLC</b> Eeuwfeestlaan 20 1020 Brussel 2 Belgium 0445.372.530  gewone aandelen	1811	99,50	0,50	31/12/2011	EUR	-450.417	-600.226
<b>MAJESTIEK INTERNATIONAL FC</b> Val Sainte Croix 7 L1371 Luxembourg Luxembourg  Gewone aandelen	2450	100,00	0,00	31/12/2011	EUR	5.156.330	-28.026
<b>KINEPOLIS LIEGE PLC</b> Via Media 1 3500 Hasselt Belgium 0459.469.796  gewone aandelen	13471	99,95	0,05	31/12/2011	EUR	7.525.298	1.189.787
<b>KINEPOLIS IMMO LIEGE PLC</b> Via Media 1 3500 Hasselt Belgium 0459.466.234  gewone aandelen	998	99,80	0,20	31/12/2011	EUR	-131.322	105.876
<b>KINEPOLIS MULTI PLC</b> President Kennedylaan 100B 8500 Kortrijk Belgium 0434.861.589  gewone aandelen	78890	99,99	0,01	31/12/2011	EUR	12.233.859	5.264.356

**INFORMATION RELATING TO THE SHARE IN THE CAPITAL**  
**SHARE IN THE CAPITAL AND OTHER RIGHTS IN OTHER COMPANIES**

NAME, full address of the REGISTERED OFFICE and for the enterprise governed by Belgian law, the COMPANY NUMBER	Shares held by			Information from the most recent period for which annual accounts are available			
	directly		subsidiaries	Primary financial statement	Monetary unit	Capital and reserves	Net result
	Number	%				(+) or (-) (in monetary units)	
<b>EUROCASINO (in vereffening) PLC</b> Jean Dubrucqiaan 160 1080 Brussel 8 Belgium 0467.730.238  gewone aandelen	1900	19,00	81,00	31/12/2008	EUR	-166.056	-789
<b>KINEPOLIS ESPANA FC</b> Calle Edgar Neville, Pozuele De Alarcon 28223 Madrid Spain E81487027  gewone aandelen	20500	100,00	0,00	31/12/2011	EUR	12.891.693	2.003.369
<b>BV KINEPOLIS HOLDING</b> PB 325 10 4330 AH Middelburg Netherlands  gewone aandelen	1	100,00	0,00	31/12/2011	EUR	-1.931.848	-9.521
<b>KINEPOLIS IMMO HASSELT PLC</b> Via Media 1 3500 Hasselt Belgium 0455.729.358  gewone aandelen	338	99,40	0,60	31/12/2011	EUR	857.156	10.645
<b>KINEPOLIS IMMO MULTI PLC</b> Eeuwfeestlaan 20 1020 Brussel 2 Belgium 0877.736.370  gewone aandelen	26700	98,89	1,11	31/12/2011	EUR	378.440	-201.977
<b>CINEPROJECTS PLC</b> Eeuwfeestlaan 20 1020 Brussel 2 Belgium 0816.884.015  gewone aandelen	99	99,00	1,00	31/12/2011	EUR	59.798	-365
<b>KINEPOLIS FINANCIAL SERVICES PLC</b> Eeuwfeestlaan 20 1020 Brussel 2 Belgium 0886.547.831  gewone aandelen	105999	99,00	1,00	31/12/2011	EUR	126.421.653	2.492.338
<b>BRIGHTFISH PLC</b> Boulevard de la Woluwe 62 1200 Brussel 20 Belgium 0450.523.725				31/12/2011	EUR	697.364	-169.309

**INFORMATION RELATING TO THE SHARE IN THE CAPITAL**  
**SHARE IN THE CAPITAL AND OTHER RIGHTS IN OTHER COMPANIES**

NAME, full address of the REGISTERED OFFICE and for the enterprise governed by Belgian law, the COMPANY NUMBER	Shares held by			Information from the most recent period for which annual accounts are available			
	directly		subsi- diaries	Primary financial statement	Mone- tary unit	Capital and reserves	Net result
	Number	%	%			(+) or (-) <i>(in monetary units)</i>	
gewone aandelen <b>KINEPOLIS POZNAN SPZOO FC</b> Ul. Bolesława Krzywoustego 72 61-114 Poznan Poland PL5252129575	95108	99,99	0,01	31/12/2011	PLN	23.866.477	1.465.133
gewone aandelen <b>KINEPOLIS INVEST FC</b> Calle Edgar Neville, Pozuelo De Alarcon 28223 Madrid Spain E82489659	430503	100,00	0,00	31/12/2011	EUR	4.329	5.187
gewone aandelen <b>KINEPOLIS FRANCE FC</b> 1 Rue du Chateau d'Isenghien 59160 Lomme France 20399716083	30000	100,00	0,00	31/12/2011	EUR	22.623.622	415.119
gewone aandelen <b>KINEPOLIS BRAINE PLC</b> Boulevard de France 1420 Braine-l'Alleud Belgium 0462.688.911	1733328	99,99	0,01	31/12/2011	EUR	5.811.862	1.251.729
gewone aandelen	99999	99,99	0,01				





## STATEMENT OF CAPITAL AND STRUCTURE OF SHAREHOLDINGS

## STATEMENT OF CAPITAL

## Social capital

Issued capital at the end of the period .....

Issued capital at the end of the period .....

Changes during the period:

Structure of the capital

Different categories of shares

Gewone aandelen zonder vermelding van nominale

Registered shares.....

Bearer shares and/or dematerialized shares.....

Codes	Period	Previous period
100P	XXXXXXXXXXXXXX	18.952.288,40
(100)	18.952.288,40	

Codes	Amounts	Number of shares
	18.952.288,40	5.856.508
8702	XXXXXXXXXXXXXX	2.332.591
8703	XXXXXXXXXXXXXX	3.523.917

Codes	Uncalled capital	Capital called, but not paid
(101)		XXXXXXXXXXXXXX
8712	XXXXXXXXXXXXXX	

## Capital not paid

Uncalled capital .....

Capital called, but not paid .....

Shareholders having yet to pay up in full

## OWN SHARES

Held by the company itself

Amount of capital held .....

Number of shares held .....

Held by the subsidiaries

Amount of capital held .....

Number of shares held .....

## Commitments to issue shares

Following the exercising of CONVERSION RIGHTS

Amount of outstanding convertible loans .....

Amount of capital to be subscribed .....

Corresponding maximum number of shares to be issued .....

Following the exercising of SUBSCRIPTION RIGHTS

Number of outstanding subscription rights .....

Amount of capital to be subscribed .....

Corresponding maximum number of shares to be issued .....

Authorized capital, not issued .....

Codes	Period
8721	1.009.293,00
8722	311.885
8731	
8732	
8740	
8741	
8742	
8745	
8746	
8747	
8751	48.883.132,15



**STATEMENT OF CAPITAL AND STRUCTURE OF SHAREHOLDINGS****Shared issued, not representing capital**

## Distribution

Number of shares held .....

Number of voting rights attached thereto .....

## Allocation by shareholder

Number of shares held by the company itself .....

Number of shares held by its subsidiaries .....

Codes	Period
8761	
8762	
8771	
8781	

**STRUCTURE OF SHAREHOLDINGS OF THE ENTERPRISE AS AT THE ANNUAL BALANCING OF THE BOOKS, AS IT APPEARS FROM THE STATEMENT RECEIVED BY THE ENTERPRISE**

ZIE JAARVERSLAG



PROVISIONS FOR OTHER LIABILITIES AND CHARGES

ALLOCATION OF THE HEADING 163/5 OF LIABILITIES IF THE AMOUNT IS CONSIDERABLE

Voorzieningen voor personeelsgeschillen  
Voorzieningen voor herstructureringskosten

Period
192.099,59
270.301,00

**STATEMENT OF AMOUNTS PAYABLE, ACCRUED CHARGES AND DEFERRED INCOME**
**ANALYSIS BY CURRENT PORTIONS OF AMOUNTS INITIALLY PAYABLE AFTER MORE THAN ONE YEAR**
**Amounts payable after more than one year, not more than one year**

	Codes	Period
Financial debts .....	8801	37.689.117,30
Subordinated loans .....	8811	
Unsubordinated debentures .....	8821	
Leasing and other similar obligations .....	8831	2.190.117,30
Credit institutions .....	8841	
Other loans .....	8851	35.499.000,00
Trade debts .....	8861	
Suppliers .....	8871	
Bills of exchange payable .....	8881	
Advance payments received on contracts in progress .....	8891	
Other amounts payable .....	8901	
<b>Total amounts payable after more than one year, not more than one year .....</b>	<b>(42)</b>	<b>37.689.117,30</b>

**Amounts payable after more than one year, between one and five years**

Financial debts .....	8802	48.393.892,98
Subordinated loans .....	8812	
Unsubordinated debentures .....	8822	
Leasing and other similar obligations .....	8832	7.469.581,88
Credit institutions .....	8842	
Other loans .....	8852	40.924.311,10
Trade debts .....	8862	
Suppliers .....	8872	
Bills of exchange payable .....	8882	
Advance payments received on contracts in progress .....	8892	
Other amounts payable .....	8902	
<b>Total amounts payable after more than one year, between one and five years .....</b>	<b>8912</b>	<b>48.393.892,98</b>

**Amounts payable after more than one year, over five years**

Financial debts .....	8803	75.195.121,91
Subordinated loans .....	8813	
Unsubordinated debentures .....	8823	75.000.000,00
Leasing and other similar obligations .....	8833	195.121,91
Credit institutions .....	8843	
Other loans .....	8853	
Trade debts .....	8863	
Suppliers .....	8873	
Bills of exchange payable .....	8883	
Advance payments received on contracts in progress .....	8893	
Other amounts payable .....	8903	
<b>Total amounts payable after more than one year, over five years .....</b>	<b>8913</b>	<b>75.195.121,91</b>



#### Amounts payable guaranteed by Belgian public authorities

	Codes	Period
<b>AMOUNTS PAYABLE GUARANTEED</b> <i>(headings 17 and 42/48 of liabilities)</i>		
<b>Amounts payable guaranteed by Belgian public authorities</b>		
Financial debts .....	8921	
Subordinated loans .....	8931	
Unsubordinated debentures .....	8941	
Leasing and other similar obligations .....	8951	
Credit institutions .....	8961	
Other loans .....	8971	
Trade debts .....	8981	
Suppliers .....	8991	
Bills of exchange payable .....	9001	
Advance payments received on contracts in progress .....	9011	
Remuneration and social security .....	9021	
Other amounts payable .....	9051	
<b>Total amounts payable guaranteed by Belgian public authorities</b> .....	9061	
<b>Amounts payable guaranteed by real guarantees given or irrevocably promised by the enterprise on its own assets</b>		
Financial debts .....	8922	
Subordinated loans .....	8932	
Unsubordinated debentures .....	8942	
Leasing and other similar obligations .....	8952	
Credit institutions .....	8962	
Other loans .....	8972	
Trade debts .....	8982	
Suppliers .....	8992	
Bills of exchange payable .....	9002	
Advance payments received on contracts in progress .....	9012	
Taxes, remuneration and social security .....	9022	
Taxes .....	9032	
Remuneration and social security .....	9042	
Other amounts payable .....	9052	
<b>Total amounts payable guaranteed by real guarantees given or irrevocably promised by the enterprise on its own assets</b> .....	9062	
<b>AMOUNTS PAYABLE FOR TAXES, REMUNERATION AND SOCIAL SECURITY</b>		
<b>Taxes</b> <i>(heading 450/3 of the liabilities)</i>		
Expired taxes payable .....	9072	
Non expired taxes payable .....	9073	50.522,92
Estimated taxes payable .....	450	3.872.905,74
<b>Remuneration and social security</b> <i>(heading 454/9 of the liabilities)</i>		
Amount due to the National Office of Social Security .....	9076	
Other amounts payable relating to remuneration and social security .....	9077	1.840.954,75

**ACCRUED CHARGES AND DEFERRED INCOME**

**Allocation of the heading 492/3 of liabilities if the amount is considerable**

Toe te rekenen interesten  
Over te dragen opbrengsten

Period
2.928.082,17
2.652.630,63



## OPERATING RESULTS

## OPERATING INCOME

## Net turnover

Broken down by categories of activity

Allocation into geographical markets

## Other operating income

Total amount of subsidies and compensatory amounts obtained from public authorities ..... 740

## OPERATING COSTS

Employees for whom the company has submitted a DIMONA declaration or are recorded in the general personnel register

Total number at the closing date ..... 9086 71 75

Average number of employees calculated in full-time equivalents ..... 9087 69,6 67,1

Number of actual worked hours ..... 9088 113.904 110.321

## Personnel costs

Remuneration and direct social benefits ..... 620 4.814.863,11 4.668.106,07

Employers' social security contributions ..... 621 1.356.374,81 1.256.887,43

Employers' premiums for extra statutory insurances ..... 622 133.065,48 156.788,69

Other personnel costs ..... 623 363.576,07 325.107,26

Old-age and widows' pensions ..... 624

## Provisions for pensions

Additions (uses and write-back) ..... (+)/(-) 635 17.400,00

## Amounts written off

Stocks and contracts in progress

Recorded ..... 9110

Written back ..... 9111

Trade debtors

Recorded ..... 9112 33.279,12 4.045,00

Written back ..... 9113 11.400,00 2.892.732,06

## Provisions for risks and charges

Additions ..... 9115 434.801,49 113.127,78

Uses and write-back ..... 9116 297.405,91 132.722,78

## Other operating charges

Taxes related to operation ..... 640 65.056,61 150.618,59

Other charges ..... 641/8 7.670,00 3.046.123,88

## Hired temporary staff and persons placed at the enterprise's disposal

Total number at the closing date ..... 9096 2

Average number calculated as full-time equivalents ..... 9097 0,3 2,5

Number of actual worked hours ..... 9098 586 4.862

Charges to the enterprise ..... 617 28.755,97 194.042,52

**FINANCIAL AND EXTRAORDINARY RESULTS****FINANCIAL RESULTS****Other financial income**

Amount of subsidies granted by public authorities, credited to income for the period

Capital subsidies ..... 9125

Interest subsidies ..... 9126

Allocation of other financial income

Voordelige koersverschillen

1.565,90

2.534,26

Andere financiële opbrengsten

14.955,06

23.276,32

**Amounts written down off loan issue expenses and repayment premiums** ..... 6501**Intercalary interests recorded as assets** ..... 6503**Value adjustments to current assets**

Appropriations ..... 6510

Write-backs ..... 6511

**Other financial charges**

Amount of the discount borne by the enterprise, as a result of negotiating amounts receivable ..... 653

**Provisions of a financial nature**

Appropriations ..... 6560

Uses and write-backs ..... 6561

**Allocation of other financial charges**

Bankkosten

117.883,67

218.691,07

Nadelige koersverschillen

1.492,99

2.511,32

Andere financiële kosten

44.057,07

15.893,56

Verwijlrenten

4.798,05

75,63

**EXTRAORDINARY RESULTS****Allocation other extraordinary income****Allocation other extraordinary charges**

Period

**INCOME TAXES AND OTHER TAXES****INCOME TAXE****Income taxes on the result of the current period**

Income taxes paid and withholding taxes due or paid .....

Excess of income tax prepayments and withholding taxes recorded under assets .....

Estimated additional taxes .....

**Income taxes on previous periods**

Taxes and withholding taxes due or paid .....

Estimated additional taxes estimated or provided for .....

**In so far as income taxes of the current period are materially affected by differences between the profit before taxes, as stated in the annual accounts, and the estimated taxable profit**

Verworpen uitgaven

DBI Aftrek

Overgedragen Verlies

Codes	Period
9134	4.572.905,74
9135	4.572.905,74
9136	
9137	
9138	
9139	
9140	
	-1.890.403,83
	-45.887.093,54
	-14.901.663,02

**An indication of the effect of extraordinary results on the amount of income taxes relating to the current period****Status of deferred taxes**

Deferred taxes representing assets .....

Accumulated tax losses deductible from future taxable profits .....

Other deferred taxes representing assets

Deferred taxes representing liabilities .....

Allocation of deferred taxes representing liabilities

Codes	Period
9141	
9142	
9144	

Codes	Period	Previous Period
9145	4.623.950,93	3.998.901,19
9146	3.736.363,92	3.613.021,00
9147	1.670.540,75	1.567.601,21
9148	1.239.529,68	1.100.537,49

**THE TOTAL AMOUNT OF VALUE ADDED TAX AND TAXES BORNE BY THIRD PARTIES****The total amount of value added tax charged**


To the enterprise (deductible) .....

By the enterprise .....

**Amounts retained on behalf of third parties for**

Payroll withholding taxes .....

Withholding taxes on investment income .....



**RIGHTS AND COMMITMENTS NOT REFLECTED IN THE BALANCE SHEET****PERSONAL GUARANTEES GIVEN OR IRREVOCABLY PROMISED BY THE ENTERPRISE AS SECURITY FOR DEBTS AND COMMITMENTS OF THIRD PARTIES .....**

Of which

Bills of exchange in circulation endorsed by the enterprise .....	9150
Bills of exchange in circulation drawn or guaranteed by the enterprise .....	9151
Maximum amount for which other debts or commitments of third parties are guaranteed by the enterprise .....	9153

**REAL GUARANTEES****Real guarantees given or irrevocably promised by the enterprise on its own assets as a security of debts and commitments from the enterprise**

Mortgages

Book value of the immovable properties mortgaged .....	9161
Amount of registration .....	9171
Pledging on goodwill - amount of registration .....	9181
Pledging of other assets - Book value of other assets pledged .....	9191
Guarantees provided on future assets - Amount of assets involved .....	9201

**Real guarantees given or irrevocably promised by the enterprise on its own assets as a security of debts and commitments from third parties**

Mortgages

Book value of the immovable properties mortgaged .....	9162
Amount of registration .....	9172
Pledging on goodwill - amount of registration .....	9182
Pledging of other assets - Book value of other assets pledged .....	9192
Guarantees provided on future assets - Amount of assets involved .....	9202

**GOODS AND VALUES, NOT DISCLOSED IN THE BALANCE SHEET, HELD BY THIRD PARTIES IN THEIR OWN NAME BUT AT RISK TO AND FOR THE BENEFIT OF THE ENTERPRISE****SUBSTANCIAL COMMITMENTS TO ACQUIRE FIXED ASSETS****SUBSTANCIAL COMMITMENTS TO DISPOSE FIXED ASSETS****FORWARD TRANSACTIONS**

Goods purchased (to be received) .....	9213
Goods sold (to be delivered) .....	9214
Currencies purchased (to be received) .....	9215
Currencies sold (to be delivered) .....	9216

**INFORMATION RELATING TO TECHNICAL GUARANTEES, IN RESPECT OF SALES OR SERVICES****INFORMATION CONCERNING IMPORTANT LITIGATION AND OTHER COMMITMENTS NOT MENTIONED ABOVE**

Aangegane IRS-contracten voor 35.000K EUR waarvan op 31/12/2012 lopende IRS-contracten ten belope van 35.000K EUR

**IF THERE IS A SUPPLEMENTARY RETIREMENTS OR SURVIVOR'S PENSION PLAN IN FAVOUR OF THE PERSONNEL OR THE EXECUTIVES OF THE ENTERPRISE, A BRIEF DESCRIPTION OF SUCH PLAN OF THE MEASURES TAKEN BY THE ENTERPRISE TO COVER THE RESULTING CHARGES**

Voor de bedienden is een aanvulling op het wettelijk pensioen voorzien door onderschrijving van een groepsverzekeringsspolis bij een Belgische verzekeringsmaatschappij. Deze polis is van het type vaste bijdrage. De jaarlijkse premies, die door de verzekeringsmaatschappij berekend worden, worden door de werkgever (werkgeversbijdrage) en werknemer (werknemersbijdrage) betaald.

# RIGHTS AND COMMITMENTS NOT REFLECTED IN THE BALANCE SHEET

## PENSIONS FUNDED BY THE ENTERPRISE

Estimated amount of the commitments resulting for the enterprise from past services .....

Code	Period
9220	

Methods of estimation

## NATURE AND BUSINESS PURPOSE OF OFF-BALANCE SHEET ARRANGEMENTS

Provided the risks or benefits arising from such arrangements are material and where the disclosure of such risks or benefits is necessary for assessing the financial position of the company; if required, the financial impact of these arrangements have to be mentioned too:

## OTHER RIGHTS AND COMMITMENTS NOT REFLECTED IN THE BALANCE



# RELATIONSHIPS WITH AFFILIATED ENTERPRISES AND ENTERPRISES LINKED BY PARTICIPATING INTERESTS

	Codes	Period	Previous period
<b>AFFILIATED ENTERPRISES</b>			
<b>Financial fixed assets</b> .....	(280/1)	225.364.885,97	142.208.639,97
Investments .....	(280)	225.364.885,97	142.208.639,97
Amounts receivable subordinated .....	9271		
Other amounts receivable .....	9281		
<b>Amounts receivable</b> .....	9291	8.158.666,07	3.010.834,81
After one year .....	9301		
Within one year .....	9311	8.158.666,07	3.010.834,81
<b>Current investments</b> .....	9321		
Shares .....	9331		
Amounts receivable .....	9341		
<b>Amounts payable</b> .....	9351	45.458.718,36	6.191.540,42
After one year .....	9361	40.924.311,10	4.977.571,88
Within one year .....	9371	4.534.407,26	1.213.968,54
<b>Personal and real guarantees</b>			
Provided or irrevocably promised by the enterprise, as security for debts or commitments of affiliated enterprises .....	9381		
Provided or irrevocably promised by affiliated enterprises as security for debts or commitments of the enterprise .....	9391		212.400.000,00
<b>Other substantial financial commitments</b> .....	9401		
<b>Financial results</b>			
Income from financial fixed assets .....	9421		
Income from current assets .....	9431	1.014.962,77	1.056.894,69
Other financial income .....	9441		
Debts charges .....	9461	1.555.410,50	223.085,98
Other financial charges .....	9471		
<b>Gains and losses on disposal of fixed assets</b>			
Obtained capital gains .....	9481		
Obtained capital losses .....	9491		
<b>ENTERPRISES LINKED BY PARTICIPATING INTERESTS</b>			
<b>Financial fixed assets</b> .....	(282/3)		
Investments .....	(282)		
Amounts receivable subordinated .....	9272		
Other amounts receivable .....	9282		
<b>Amounts receivable</b> .....	9292		
After one year .....	9302		
Within one year .....	9312		
<b>Amounts payable</b> .....	9352		
After one year .....	9362		
Within one year .....	9372		



**RELATIONSHIPS WITH AFFILIATED ENTERPRISES AND ENTERPRISES LINKED BY PARTICIPATING INTERESTS****TRANSACTIONS WITH RELATED PARTIES OUTSIDE NORMAL MARKET CONDITIONS**

Mention of such operations if they are material, stating the amount of these transactions, the nature of the relationship with the related party and other information about the transactions necessary for the understanding of the financial position of the company:

Period

**Additional Information**

De Raad van Bestuur stelt vast dat er geen objectieve of wettelijke criteria zijn die duidelijk omschrijven wat er wordt bedoeld met transacties buiten normale marktvorwaarden zoals omschreven in het KB van 10 augustus 2009.

Om deze reden heeft de Raad van Bestuur de optie gekozen om alle transacties van enige betekenis met verbonden partijen te vermelden in deze toelichting. Deze positie is trouwens in overeenstemming de internationale praktijk die verwacht dat alle belangrijke transactie met verbonden partijen worden toegelicht in de financiële staten.

Hierna volgt een opsomming van alle belangrijke transacties met verbonden partijen met uitzondering van de transacties met verbonden partijen die volledig deel uitmaken van een groep zoals opgenomen in het KB van 10 augustus 2009:

- Bestuurdersvergoedingen voor 311.750,00 EUR

**FINANCIAL RELATIONSHIPS WITH**

**DIRECTORS AND MANAGERS, INDIVIDUALS OR BODIES CORPORATE WHO CONTROL THE ENTERPRISE WITHOUT BEING ASSOCIATED THEREWITH OR OTHER ENTERPRISES CONTROLLED BY THESE PERSONS, OTHER ENTERPRISES CONTROLLED BY THE SUB B. MENTIONED PERSONS WITHOUT BEING ASSOCIATED THEREWITH**

**Amounts receivable from these persons**

Conditions on amounts receivable

**Guarantees provided in their favour**

Guarantees provided in their favour - Main condition

**Other significant commitments undertaken in their favour**

Other significant commitments undertaken in their favour - Main condition

**Amount of direct and indirect remunerations and pensions, included in the income statement, as long as this disclosure does not concern exclusively or mainly, the situation of a single identifiable person**

To directors and managers .....

To former directors and former managers .....

Codes	Period
9500	
9501	
9502	
9503	311.750,00
9504	

**AUDITORS OR PEOPLE THEY ARE LINKED TO**

**Auditor's fees** .....

**Fees for exceptional services or special missions executed in the company by the auditor**

Other attestation missions .....

Tax consultancy .....

Other missions external to the audit .....

**Fees for exceptional services or special missions executed in the company by people they are linked to**

Other attestation missions .....

Tax consultancy .....

Other missions external to the audit .....

Codes	Period
9505	156.832,00
95061	58.775,00
95062	
95063	3.000,00
95081	
95082	18.125,00
95083	

**Mention related to article 133 paragraph 6 from the Companies Code**

**DERIVATIVES NOT MEASURED AT FAIR VALUE**

**FAIR VALUE OF FINANCIAL DERIVATIVES NOT MEASURED AT FAIR VALUE WITH INDICATION ABOUT THE NATURE AND THE VOLUME OF THE INSTRUMENTS**

Fair values van aangegane IRS contracten gerelateerd aan lening kredietinstellingen

Period
-633.796,00

**INFORMATION RELATING TO CONSOLIDATED ACCOUNTS****INFORMATION THAT MUST BE PROVIDED BY EACH COMPANY, THAT IS SUBJECT OF COMPANY LAW ON THE CONSOLIDATED ANNUAL ACCOUNTS OF ENTERPRISES**

The enterprise has drawn up published a consolidated annual statement of accounts and a management report\*

~~The enterprise has not published a consolidated annual statement of accounts and a management report, since it is exempt for this obligation for the following reason\*-~~

The enterprise and its subsidiaries on consolidated basis exceed not more than one of the limits mentioned in art. 16 of Company Law\*

The enterprise itself is a subsidiary of an enterprise which does prepare and publish consolidated accounts, in which her yearly statement of accounts is included\*

If yes, justification of the compliance with all conditions for exemption set out in art. 113 par. 2 and 3 of Company Law:

Name, full address of the registered office and, for an enterprise governed by Belgian Law, the company number of the parent company preparing and publishing the consolidated accounts required:

**INFORMATION TO DISCLOSE BY THE REPORTING ENTERPRISE BEING A SUBSIDIARY OR A JOINT SUBSIDIARY**

Name, full address of the registered office and, for an enterprise governed by Belgian Law, the company number of the parent company(ies) and the specification whether the parent company(ies) prepare(s) and publish(es) consolidated annual accounts in which the annual accounts of the enterprise are included\*\*

If the parent company(ies) is (are) (an) enterprise(s) governed by foreign law disclose where the consolidated accounts can be obtained\*\*

\* Delete where no appropriate.

\*\* Where the accounts of the enterprise are consolidated at different levels, the information should be given for the consolidated aggregate at the highest level on the one hand and the lowest level on the other hand of which the enterprise is a subsidiary and for which consolidated accounts are prepared and published.

**FINANCIAL RELATIONSHIPS OF THE GROUP LED BY THE COMPANY IN BELGIUM WITH THE AUDITOR(S) OR PEOPLE HE (THEY) IS (ARE) LINKED TO**

**Mentions related to article 134, paragraphs 4 and 5 from the Companies Law**

**Auditor's fees for carrying out an auditor's mandate on the level of the group led by the company that publishes the information .....**

**Fees for exceptional services or special missions executed in this group by the auditor(s)**

Other attestation missions .....

Tax consultancy .....

Other missions external to the audit .....

**Fees for the people they are linked to the auditor(s) for carrying out an auditor's mandate on the level of the group led by the company that publishes the information .....**

**Fees for exceptional services or special missions executed in this group by the people they are linked to the auditor(s)**

Other attestation missions .....

Tax consultancy .....

Other missions external to the audit .....

Codes	Period
9507	304.669,00
95071	58.775,00
95072	
95073	3.000,00
9509	131.682,00
95091	2.400,00
95092	18.125,00
95093	

**Mention related to article 133, paragraph 6 from the Companies Law**

**SOCIAL REPORT**

Numbers of joint industrial committees which are competent for the enterprise: 100

218

**STATEMENT OF THE PERSONS EMPLOYED****EMPLOYEES FOR WHOM THE COMPANY HAS SUBMITTED A DIMONA DECLARATION OR ARE RECORDED IN THE GENERAL PERSONNEL REGISTER**

During the period	Codes	Total	1. Men	2. Women
<b>Average number of employees</b>				
Full-time .....	1001	59,1	30,0	29,1
Part-time .....	1002	14,1	1,0	13,1
Total of full-time equivalents (FTE) .....	1003	69,6	30,8	38,6
<b>Number of hours actually worked</b>				
Full-time .....	1011	96.631	49.959	46.672
Part-time .....	1012	17.273	1.353	15.920
Total .....	1013	113.904	51.312	62.592
<b>Personnel costs</b>				
Full-time .....	1021	5.656.727,25	3.416.411,79	2.240.315,46
Part-time .....	1022	1.011.152,22	130.188,68	880.963,54
Total .....	1023	6.667.879,47	3.546.600,47	3.121.279,00
Advantages in addition to wages .....	1033	95.801,00	42.904,00	52.897,00

During the previous period	Codes	P. Total	1P. Men	2P. Women
Average number of employees .....	1003	67,3	30,7	36,6
Number of hours actually worked .....	1013	110.321	51.094	59.237
Personnel costs .....	1023	6.406.889,45		
Advantages in addition to wages .....	1033	88.089,00		

## At the closing date of the period

## Number of employees

## By nature of the employment contract

Contract for an indefinite period .....

Contract for a definite period .....

Contract for the execution of a specifically assigned work .....

Replacement contract .....

## According to the gender and by level of education

Male .....

primary education .....

secondary education .....

higher education (non-university) .....

university education .....

Female .....

primary education .....

secondary education .....

higher education (non-university) .....

university education .....

## By professional category

Management staff .....

Employees .....

Workers .....

Other .....

Codes	1. Full-time	2. Part-time	3. Total in full-time equivalents
105	58	13	67,5
110	58	13	67,5
111			
112			
113			
120	29	1	29,8
1200			
1201	8		8,0
1202	12	1	12,8
1203	9		9,0
121	29	12	37,7
1210			
1211	8	5	11,2
1212	13	7	18,5
1213	8		8,0
130			
134	58	13	67,5
132			
133			

## HIRED TEMPORARY STAFF AND PERSONNEL PLACED AT THE ENTERPRISE'S DISPOSAL

During the period

Codes	1. Temporary personnel	2. Persons placed at the disposal of the enterprise
Average number of employees .....	150 0,3	
Number of hours actually worked .....	151 586	
Charges of the enterprise .....	152 28.755,97	

## TABLE OF PERSONNEL CHANGES DURING THE PERIOD

### ENTRIES

The number of employees for whom the company has submitted a DIMONA declaration or are recorded in the personnel register during the financial year in the general personnel register .....

#### By nature of the employment contract

Codes	1. Full-time	2. Part-time	3. Total in full-time equivalents
205	11	1	11,9
Contract for an indefinite period .....	210 6	1	6,9
Contract for a definite period .....	211 5		5,0
Contract for the execution of a specifically assigned work ..	212		
Replacement contract .....	213		

### DEPARTURES

The number of employees with a in the DIMONA declaration indicated or in the general personnel register listed date of termination of the contract during the financial year .....

#### By nature of the employment contract

Codes	1. Full-time	2. Part-time	3. Total in full-time equivalents
305	11	4	14,2
Contract for an indefinite period .....	310 5	3	7,4
Contract for a definite period .....	311 6	1	6,8
Contract for the execution of a specifically assigned work ..	312		
Replacement contract .....	313		
According to the reason for termination of the employment contract			
Retirement .....	340		
Unemployment with company allowance .....	341		
Dismissal .....	342 1	1	1,8
Other reason .....	343 10	3	12,4
Of which the number of persons who continue to render services to the enterprise at least half-time on a self-employed basis .....	350		



## INFORMATION WITH REGARD TO TRAINING RECEIVED BY EMPLOYEES DURING THE PERIOD

**Total number of official advanced professional training projects at company expense**

Number of participating employees .....

Number of training hours .....

Costs for the company .....

    of which gross costs directly linked to the training .....

    of which paid contributions and deposits in collective funds .....

    of which received subsidies (to be deducted).....

Codes	Male	Codes	Female
5801	30	5811	40
5802	507	5812	955
5803	52.772,00	5813	64.964,00
58031	47.168,00	58131	60.014,00
58032	5.604,00	58132	4.950,00
58033		58133	
5821	1	5831	8
5822	1	5832	8
5823	129,00	5833	730,00
5841	1	5851	4
5842	388	5852	1.296
5843	108,00	5853	122,00

**Total number of less official and unofficial advance professional training projects at company expense**

Number of participating employees .....

Number of training hours .....

Costs for the company .....

**Total number of Initial professional training projects at company expense**

Number of participating employees .....

Number of training hours .....

Costs for the company .....

**VALUATION RULES****I. Principle**

The valuation rules are determined according to the provisions of chapter II of the Royal Decree of 30 January 2001 in implementation of Company Law.

In respect of the requirement of a true and fair view the valuation rules of this Decree shall be deviated from in the following exceptional cases:

Reasons for the deviation:

The effects of the deviation on assets and liabilities, financial position and the result before taxation of the enterprise are as follows:

The valuation rules are ~~(changed)~~ (not changed) in wording and application as compared to the preceding financial period; if so, the change related to:

and has a (positive) (negative) effect on the result for the financial period before taxation to the amount of EUR.

The income statement ~~(is)~~ (is not) significantly effected by income or charges relating to a previous financial period; if so, the material effect results from:

The figures of the financial period are not comparable with those of the preceding financial period for the following reason:

(In order to maintain comparability the figures of the preceding financial period are adjusted regarding to following reasons)  
(To compare the annual accounts of both financial periods involved following information should be taken into account):

In absence of objective standards of appraisal following valuation of foreseeable liabilities, contingent losses and diminutions in value is inevitably uncertain:

Other information necessary to give a true and fair view of the enterprise's liabilities, financial position and result:

**2. Fixed assets****Formation expenses:**

Formation expenses are charged against income except for following costs capitalised:

**Reorganization costs:**

The reorganization costs are (capitalised) (not capitalised) during the financial period; if so, this is justified as follows:

**Intangible fixed assets:**

The amount of intangible assets includes EUR research and development costs. Depreciation of these costs and the depreciations for goodwill are charged over a period of (more than) (not more than) 5 years; if more than 5 years the period involved is justified as follows :

**Tangible fixed assets:**

During the financial period the tangible assets ~~(are)~~ (are not) revalued; if so, the revaluation if justified are as follows:

## VALUATION RULES

Depreciation recorded during the financial period:

Assets	Method S (straightline) R (reducing balance) O (other)	Basis NR (not revalued) R (revalued)	Depreciation rate	
			Principal costs Min. - Max.	Ancillary costs Min. - Max.
1. Formation expenses				
2. Intangible fixed assets				
3. Buildings*				
4. Plant, machinery and equipments *	S		5,00 - 20,00	0,00 - 0,00
	S		10,00 - 10,00	0,00 - 0,00
	S		10,00 - 33,00	0,00 - 0,00
5. Vehicles*	S		20,00 - 20,00	0,00 - 0,00
6. Office furniture *	S		20,00 - 33,00	0,00 - 0,00
7. Other tangible fixed assets				

\* Including leased assets which should be disclosed on a separate line.

Tax deductible accelerated depreciation in excess of depreciation based on economic circumstances:

- amount for the financial period: EUR.
- cumulative amount regarding tangible assets acquired as of the financial period beginning after December 31, 1983: EUR.

### Financial fixed assets:

During the financial period investments ~~(are)~~ (are not) revalued; if so, the revaluation is justified as follows:

### 3. Current assets

#### Inventories:

Inventories are valued at acquisition cost determined according to the method (to be disclosed) of the weighted average price method, Fifo, Lifo, by identifying individually the price of each element or by the lower market value

1. Raw materials and consumables:
2. Work in progress - finished goods:
3. Goods purchased for resale:
4. Immovable property intended for sale:

#### Products:

- Production costs ~~(include)~~ (do not include) costs that are only indirectly attributable to the product.
- Production costs of stock and work in progress the production of which exceeds more than one year ~~(includes)~~ (does not include) on capital borrowed to finance the production.

Stocks total valued at market value amount to % of its book value at the end of the financial period.

(This information is only required in the event of a substantial difference).

#### Contracts in progress:

Contracts in progress are valued (at production cost)

(at production cost increased by a portion of the profit according to the state of completion of the contract).

**VALUATION RULES****4. Liabilities****Debts:**

Liabilities ~~(include)~~ (do not include) long-term debts, bearing no interests or at an unusual low interest; if so, a discount (has) (has not) been recognised and capitalised.

**Foreign currencies:**

Debts, liabilities and commitments denominated in foreign currencies are translated in EUR using following criteria:

Exchange differences have been disclosed in the annual accounts as follows:

**Leasing agreements:**

Concerning the rights to use property not capitalised (*art. 102, § 1 of the Royal Decree of 30 January 2001 in implementation of Company Law*), consideration and rental relating to the financial period if the leased immovable property, amount to: EUR.